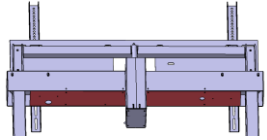




| Trolley Error Code | | | |
|--------------------|------------------------------------|--|---|
| | Code Explanation | Resolution | Remark |
| ZE07 | Cable loose of left lifting frame | <ol style="list-style-type: none"> 1. Open the cover of red part in Pic1 2. Plug in and out the cables of left lifting part as Pic2 (one yellow cable and one black) 3. do RESET |  Pic1 |
| E08 | Cable loose of right lifting frame | <ol style="list-style-type: none"> 1. Open the cover of red part in Pic1 2. Plug in and out the cables of right lifting part as Pic2 (one yellow cable and one black) 3. do RESET |  Pic2 |
| H01 | Overheat and overload protect | Do RESET | Occurs when working continuously for 4 minutes, will work as usual after 16 minutes |
| | | | Occurs when load over 100KG |

How to do RESET



connect the power, and press the down button for 5 seconds, the above code flickers. Press and hold the down button again, the lifting frame will lift up and the screen shows height, reset completes.